

SAP Edge Solutions for the Midmarket

May 2016



Refer to the SAP
Software Use Rights
document for official terms
and conditions

For official pricing
information, refer to the
Partner Pricing App or the
PartnerEdge Pricing Page

Legal Disclaimer

The information in this presentation is confidential and proprietary to SAP and may not be disclosed without the permission of SAP. This presentation is not subject to your license agreement or any other service or subscription agreement with SAP. SAP has no obligation to pursue any course of business outlined in this document or any related presentation, or to develop or release any functionality mentioned therein. This document, or any related presentation and SAP's strategy and possible future developments, products and or platforms directions and functionality are all subject to change and may be changed by SAP at any time for any reason without notice. The information in this document is not a commitment, promise or legal obligation to deliver any material, code or functionality. This document is provided without a warranty of any kind, either express or implied, including but not limited to, the implied warranties of merchantability, fitness for a particular purpose, or non-infringement. This document is for informational purposes and may not be incorporated into a contract. SAP assumes no responsibility for errors or omissions in this document, except if such damages were caused by SAP's willful misconduct or gross negligence.

All forward-looking statements are subject to various risks and uncertainties that could cause actual results to differ materially from expectations. Readers are cautioned not to place undue reliance on these forward-looking statements, which speak only as of their dates, and they should not be relied upon in making purchasing decisions.

Agenda

Edge Solution Overview

Business Intelligence

Predictive Analytics

Enterprise Performance Management

Database

Enterprise Information Management

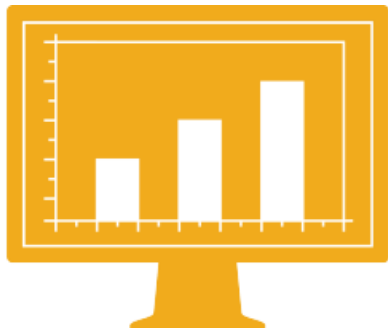
Middleware

Q&A

Edge Solutions

Provide all the benefits of full versions with some select limitations and restrictions
Packaged for the mid-market, Edge solutions are sold exclusively through partners

Analytics



Business Intelligence

Predictive Analytics

Enterprise Performance Management

Enterprise Information Management

Database &
Data Management



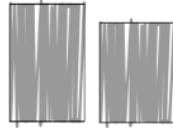
Database

Middleware


Why Offer Solutions for the Midmarket?



SME software opportunity at **+\$200 B** by 2018



SME growing at **+11.0%** (**10.6%** in LE)



SMEs is set to represent **52%** of IT spending in 2016



3.7% of SME annual revenue spend on IT compared to **1%** of revenue spend by large enterprises



+125 million registered micro, small, and medium enterprises globally

SMEs account for **80%** of **SAP's** customers

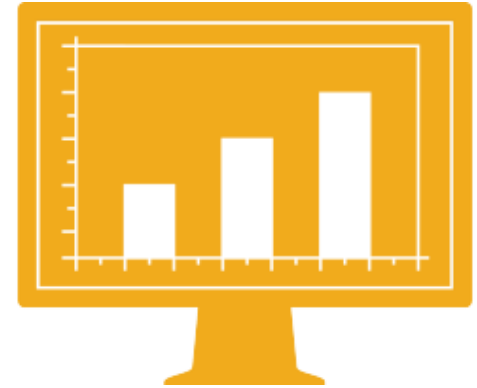
SMEs are served by **12,000** partners worldwide

Edge Solutions for Analytics

Business Intelligence

SAP BusinessObjects Lumira, Edge Edition

SAP BusinessObjects BI, Edge edition **Updated**



Predictive Analytics

SAP BusinessObjects Predictive Analytics Suite, Edge edition **New**

Enterprise Performance Management

SAP BusinessObjects Planning and Consolidation, Edge edition

Edge Solutions for Database & Data Management

Database

SAP HANA, Edge edition, advanced version **New**

SAP ASE, Edge edition, SAP IQ, Edge edition

SQL Anywhere workgroup, Edge edition



Enterprise Information Management

SAP Data Services, Edge edition **Updated**

SAP Data Quality Management, Edge edition

SAP Data Integrator, Edge edition

New
SAP NetWeaver OpenHub, Edge edition

New
SAP Master Data Governance, Edge edition

SAP PowerDesigner DataArchitect, Edge edition

Middleware

SAP Process Orchestration, Edge editions

Agenda

Edge Solution Overview

Business Intelligence

Predictive Analytics

Enterprise Performance Management

Database

Enterprise Information Management

Middleware

Q&A

SAP BusinessObjects Lumira

A Platform for Trusted Data Discovery, Data Visualization, and Storytelling

Mash up data

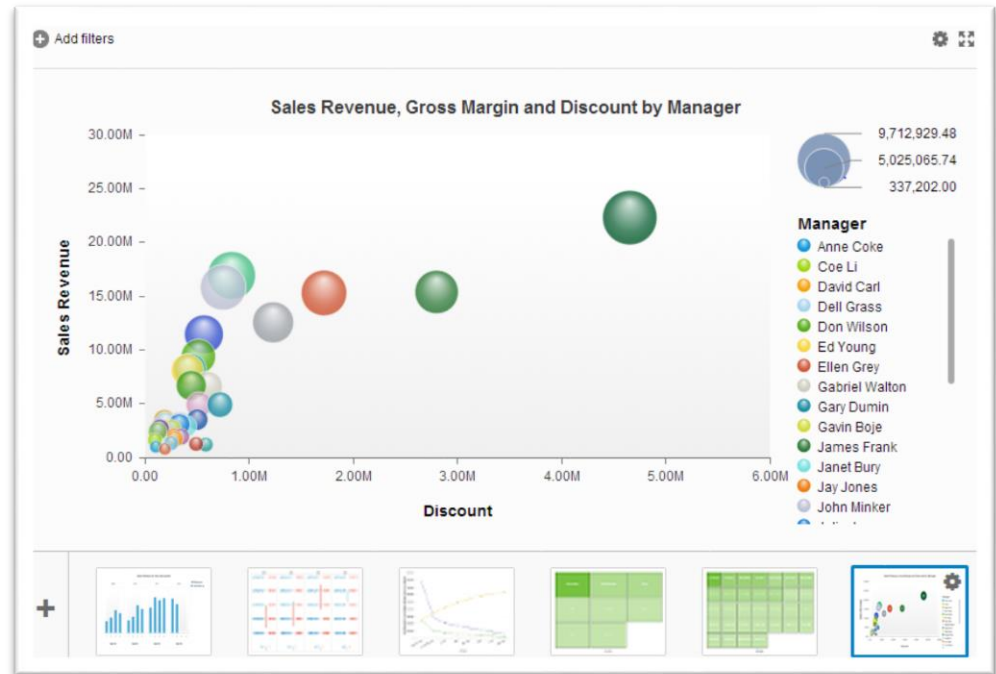
- Access data from corporate, personal and web sources
- Quickly cleanse, combine, and enrich data

Visualize and discover insights

- Visually explore your data
- Rich library of visualizations, extensible with SDK
- Get faster insights with suggested visualizations and influencers

Share your story


- Build engaging stories using storyboards and infographics
- Share insights on mobile, web, and desktop



SAP BusinessObjects Lumira Server Solutions

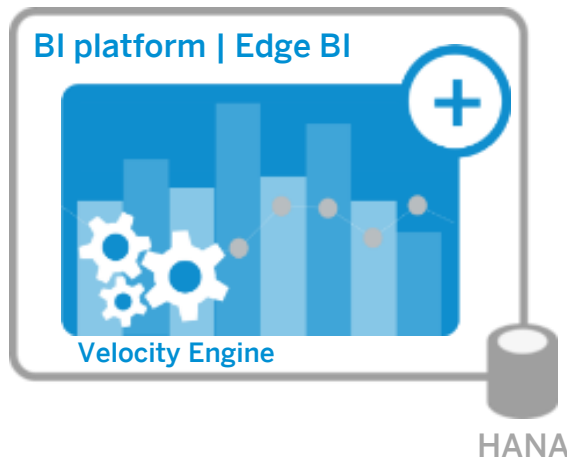
Flexible and Progressive Server Deployment Options for All Sizes

Lumira, Server for Teams



- For Teams, Departments
- Installs in less than 15 minutes
- Does not require HANA
- Provides a complete departmental data discovery solution
- Includes its own in-memory data engine and user portal

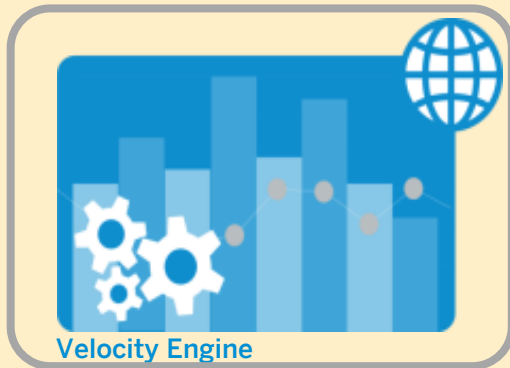
Lumira, Server for BI Platform



- Used with BI platform, Edge BI
- Does not require HANA
- Leverages BI Launchpad, authorizations, and monitoring
- Uses its own in-memory data engine, can optionally leverage SAP HANA

SAP BusinessObjects Lumira, Server for Teams

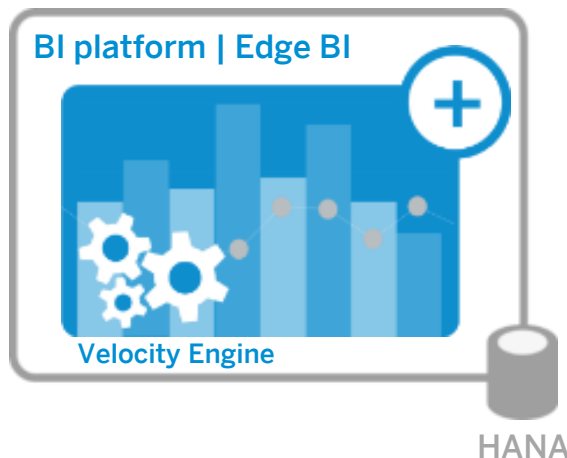
Lumira, Server for Teams



- For Teams, Departments
- Installs in less than 15 minutes
- Does not require HANA
- Provides a complete departmental data discovery solution
- Includes its own in-memory data engine and user portal

- Access to SAP Lumira, Server for Teams
- 1 NUL option only
- Maximum of 100 NUL


Lumira, Server for BI Platform



- Used with BI platform, Edge BI
- Does not require HANA
- Leverages BI Launchpad, authorizations, and monitoring
- Uses its own in-memory data engine, can optionally leverage SAP HANA

SAP BusinessObjects Lumira, Edge edition

Lumira, Server for Teams



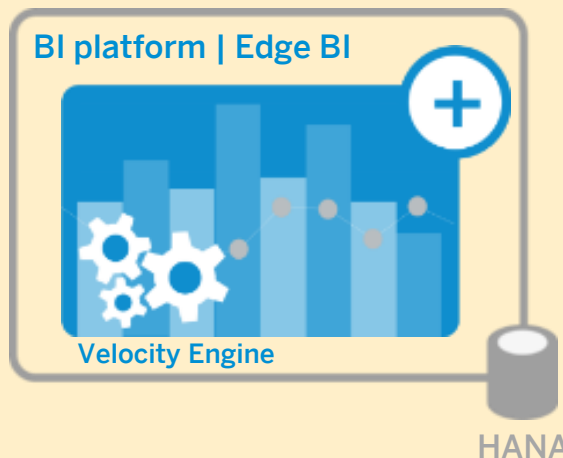
- For Teams, Departments
- Installs in less than 15 minutes
- Does not require HANA
- Provides a complete departmental data discovery solution
- Includes its own in-memory data engine and user portal

- Access to SAP Lumira, Server for Teams and SAP Lumira, Server for BI Platform

- 1 NUL or 5 CSBL options

- Maximum of 50 CSBL and 100 NUL in any combination

Lumira, Server for BI Platform



- Used with BI platform, Edge BI
- Does not require HANA
- Leverages BI Launchpad, authorizations, and monitoring
- Uses its own in-memory data engine, can optionally leverage SAP HANA

- Deploy one: SAP Lumira, Server for Teams **OR** SAP Lumira, Server for BI Platform solution

SAP BusinessObjects BI, Edge edition

Edge BI



Now includes Lumira, Server for BI Platform

+ High performance data warehousing along with extract, transform, and load (ETL) and data modeling capabilities

Self Service

Agility for business analysts and the business

- Discover trends, outliers and areas of interest in your business
- Adapt to business scenarios by combining, manipulating, and enriching data
- Tell your story with self-service visualizations and analytics
- Forecast and predict future outcomes

Dashboards and Apps

Build engaging, visual dashboards

- Powerful environment to build interactive and visually appealing analytics
- Rich set of controls: buttons, list boxes, drop-down, crosstabs, charts...
- Use custom code to extend and build workflows

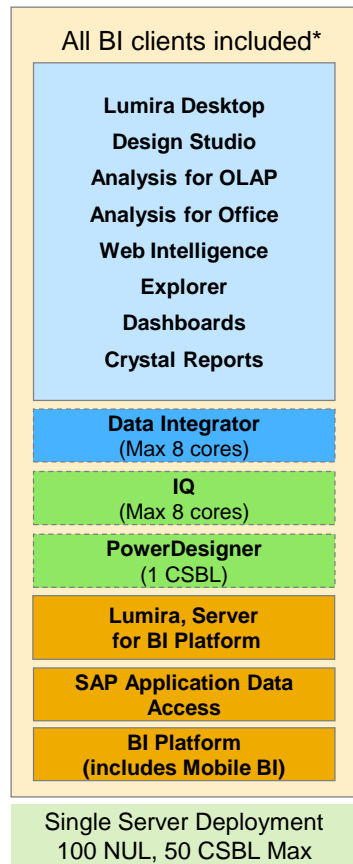
Reporting

High productivity design for report designers

- Quickly build professionally formatted reports on any data source
- Securely distribute reports both internally and externally
- Minimize IT support costs by empowering end users to easily create and modify their own reports
- Enhance custom applications with embedded reports

Edge BI Licensing Details

SAP BusinessObjects BI, Edge edition



- Edge BI packages can be licensed using the following metrics and block sizes:
 - 1 Named User License (NUL)*
 - 5 Concurrent Session Based Licenses (CSBL)
- Restricted to a single server, 100 NUL and 50 CSBL max
- Runtime licenses of IQ and Data Integrator can be deployed up to a maximum of 8 cores each (DI instances cannot be clustered)
- IQ runtime license is limited to access by and through Edge BI and SAP Business Objects Predictive Analytics
- Data Integrator does not include Text Data Processing and may only load data into one target data store (IQ or other single store)
- Runtime use of PowerDesigner is limited to one session
- Lumira, Server for BI Platform is provided in the same license quantity as Edge BI

*1 NUL is a prerequisite for the 5 CSBL option to account for administrative access, some features are only supported with the NUL option

Limited Use Runtime Component

Edge BI NUL and CSBL Comparison

Client	Component	NUL	CSBL
Design Studio	Design Studio Viewing with BI Platform	✓	✓
	Design Studio Viewing with NW/HANA Platform	✓	No
	Design Studio Desktop	✓	No
Lumira	Lumira Desktop	✓	No
Analysis for OLAP	Web Client	✓	✓
Analysis for Office	Excel/PowerPoint add in, BI Platform	✓	✓
	Excel/PowerPoint add in, NW Platform	✓	No
Web Intelligence	Webi Web Client	✓	✓
	Webi Rich Client	✓	No
Crystal Reports	Crystal Reports Web Viewer	✓	✓
	Crystal Reports Desktop	✓	No
Dashboards	Dashboards Viewing	✓	✓
	Dashboards Desktop	✓	No
Explorer	Explorer and EViews Viewing	✓	✓
	Explorer Infospace Administration	✓	✓
Mobile BI	Mobile BI App	✓	✓
Live Office	Live Office client	✓	✓
BI Admin	Administration tools*	✓	No

*BI Admin tools include: Central Management Console, Central Configuration Manager, Business View Manager, Information Design Tool, QaaWS Designer, Report Conversion Tool, Translation Management Tool, Universe Design Tool (Widgets which are included in both NUL and CSBL models)

Midmarket BI Portfolio Comparison

Crystal Solutions

SAP Crystal Reports

Crystal Reports

Client Tool, No Max

SAP Crystal Dashboard Design, departmental edition

Dashboard Design

Client Tool, No Max

SAP Crystal Server

BI clients included (NUL)

Explorer
Dashboard Design
Crystal Reports

BI Platform
(includes Mobile BI)

Single Server Deployment
100 NUL, 50 CSBL Max

Lumira Solutions

SAP BusinessObjects Lumira, Desktop edition

Lumira Desktop

Client Tool, No Max

SAP BusinessObjects Lumira, Edge edition

Lumira, Server
for BI Platform

Multi-Server Deployment
Unlimited Scalability

OR

Lumira, Server
for Teams

Single Server Deployment
100 NUL, 50 CSBL Max

SAP BusinessObjects Lumira, Server for Teams

Lumira, Server
for Teams

Single Server Deployment
100 NUL, 50 CSBL Max

Edge BI

SAP BusinessObjects BI, Edge edition

BI clients included (NUL)

Lumira Desktop
Design Studio
Analysis for OLAP
Analysis for Office
Web Intelligence
Explorer
Dashboards
Crystal Reports

Data Integrator
(Max 8 cores)

New

IQ
(Max 8 cores)

New

PowerDesigner
(1 CSBL)

New

Lumira, Server
for BI Platform

New

SAP Application Data
Access

BI Platform
(includes Mobile BI)

Single Server Deployment
100 NUL, 50 CSBL Max

Agenda

Edge Solution Overview

Business Intelligence

Predictive Analytics

Enterprise Performance Management

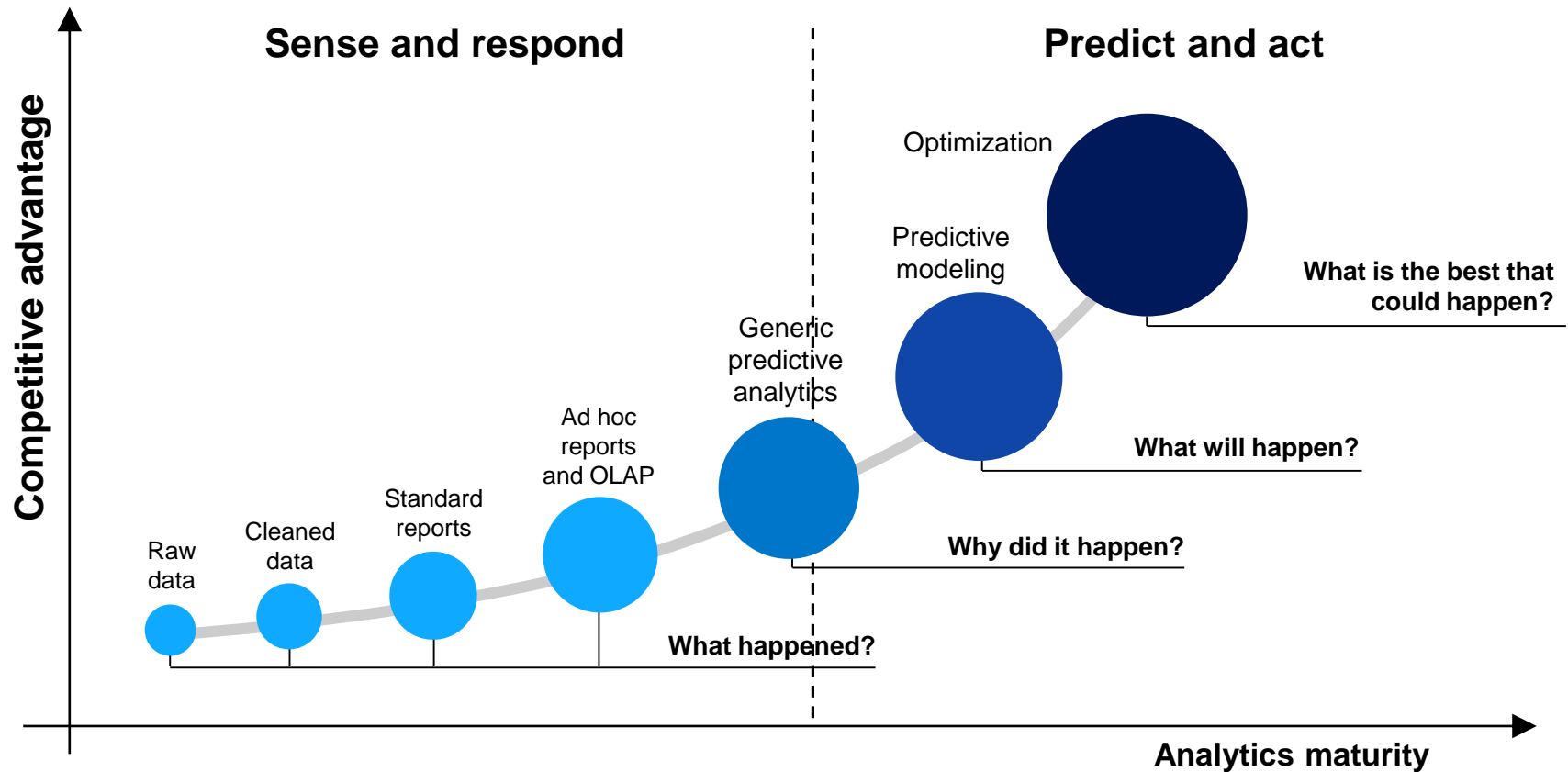
Database

Enterprise Information Management

Middleware

Q&A

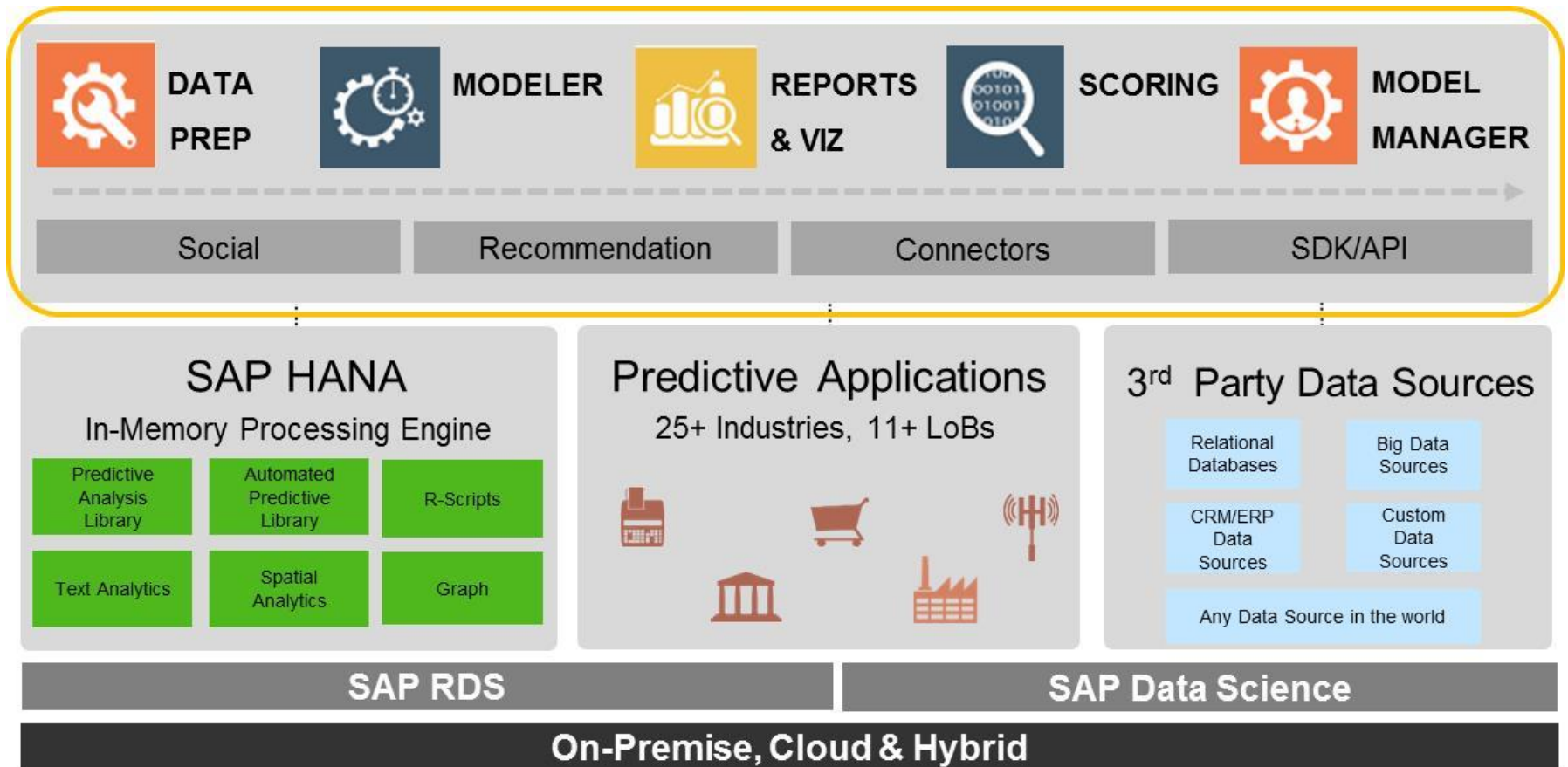
Predictive Analytics



The key is unlocking data to move decision making from sense and respond to predict and act

SAP BusinessObjects Predictive Analytics Solutions

SAP BusinessObjects Predictive Analytics Suite

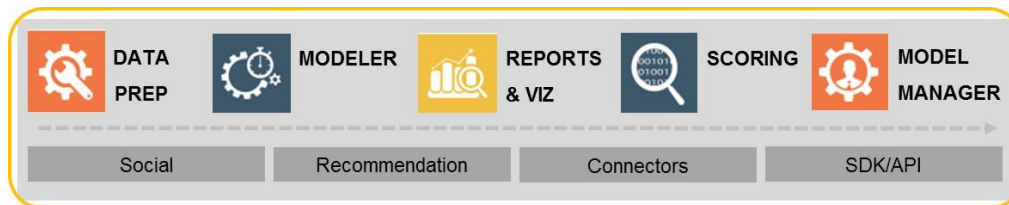




SAP BusinessObjects Predictive Analytics Suite, Edge edition

- All capabilities of the SAP BusinessObjects Predictive Analytics Suite
- Priced based on database size (32 GB units)
 - Can be used with any non-HANA database
 - If used with HANA, must be HANA Edge, advanced version
- Includes one Modeler per deployment
- Limited to one target database, can purchase up to four units

Predictive Analytics Suite, Edge edition



Agenda

Edge Solution Overview

Business Intelligence

Predictive Analytics

Enterprise Performance Management

Database

Enterprise Information Management

Middleware

Q&A

SAP BusinessObjects Planning and Consolidation

Unified Planning and Consolidation

Business planning

- Budgeting
- Sales/revenue planning
- Capital expenditure planning
- Headcount/staffing
- Expense planning
- Cash flow/liquidity planning

Forecasting and consensus building

- Rolling forecasts
- Continuous planning
- Collaboration
- Predictive Modeling

Consolidation

- Intercompany matching/reconciliation
- Intercompany eliminations
- Management roll-ups
- Legal consolidation

Financial reporting and analysis

- Ad hoc
- Variance analysis
- Driver analysis (industry, growth, capacity, etc.)

SAP BusinessObjects Planning and Consolidation, Edge editions

SAP BusinessObjects Planning and Consolidation, version for SAP NetWeaver, Edge edition

- Built directly on the SAP Business Warehouse application to leverage existing skill sets and investments
- Includes rights to use the planning applications kit to build centralized planning applications
- Can also leverage the SAP HANA platform to plan better and act faster (SAP HANA sold separately)

SAP BusinessObjects Planning and Consolidation, version for the Microsoft platform, Edge edition

- Built on a Microsoft technology stack (SQL Server, Microsoft Office, .Net)
- Designed to integrate with any systems of record

The screenshot displays two overlapping windows from the SAP BusinessObjects Planning and Consolidation software. The top window, titled 'sales values by product', shows a table with columns for 'Product', 'Actual', 'Target', and 'Variance' for various quarters. The bottom window, titled 'Operating Expense Schedule', shows a table with columns for 'ACCOUNTING', '2012 TOTAL', '2013 Quarter 1', 'January 2013', 'February 2013', and 'March 2013'. A pop-up dialog box is visible over the bottom window, titled 'Apply Percentage', with a 'Value' field set to 200 and buttons for 'Cancel' and 'Done'.

ACCOUNTING	2012 TOTAL	2013 Quarter 1	January 2013	February 2013	March 2013
Total Operating Expenses	35,064,907.77	7,873,020.29	2,617,471.25	2,615,308.08	2,640,240.97
Total Personnel Expenses	8,979.00			236,786.50	236,553.75
Employee Training	284.34			28,000.00	27,800.00
Salaries & Wages	6,641.4			208,786.50	208,753.75
Bonuses	738.00			800.00	800.00
Overtime Wages	791.98			800.00	800.00
Commissions	583.81			800.00	800.00
Salaries - Exempt	1,133.11			83,153.50	83,441.00
Hourly Wages	3,384.61			113,083.00	113,312.75
Total Fringe Benefits	2,083.34			2,250.00	2,000.00
Payroll Taxes	1,201.41			500.00	500.00
Health Plan Expenses	357.90			500.00	500.00
Vacation & Holiday Pay	292,824.00	1,750.00		750.00	500.00
Other Fringe Benefits	231,098.00	1,500.00		500.00	500.00
Other Dept Expenses	22,121,056.49	5,836,069.04	1,939,435.25	1,933,639.58	1,965,994.22
Supplies	1,043,029.77	273,411.77	76,500.00	98,376.71	98,535.06
Event Sponsorship	2,842,704.48	609,908.48	203,926.04	204,472.67	201,509.77
Motorports Sponsorship	2,558,662.39	625,901.39	208,586.86	207,978.56	209,325.88
Other Misc. (Inc./Exp.)	208,277.00	65,950.00	20,000.00	22,862.00	23,088.00
Rent Expense	1,831,996.00	362,255.00	120,670.00	121,158.00	120,427.00
Utilities	1,409,680.60	329,308.60	93,744.00	93,163.60	93,444.00

Edge versions are limited to 70 users, single server deployment

Agenda

Edge Solution Overview

Business Intelligence

Predictive Analytics

Enterprise Performance Management

Database

Enterprise Information Management

Middleware

Q&A

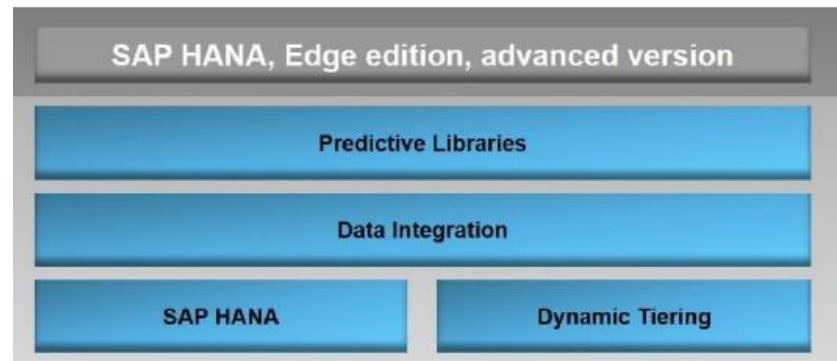


SAP HANA, Edge edition, advanced version

SAP HANA, Edge edition, advanced version addresses midmarket requirements with in-memory platform capabilities and data management at an entry point cost that allows for growth

The general business challenges addressed by the advanced version include:

- Reduced complexity and TCO
- In-memory computing at a price point relevant for the midmarket
- A platform solution suited for SAP and non-SAP data
- End-to-end analytic capabilities in a single package



SAP HANA, Edge edition, advanced version

Packaging and Usage

Sold by 32 GB HANA Memory units,
limit of four units (128 GB)

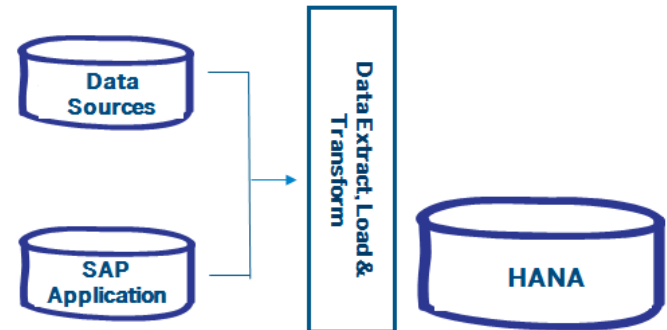
Each unit includes:

- 32 GB SAP HANA
- 128GB of dynamic tiering
- Data Services and Smart Data Integration
- Native predictive algorithms and R-Integration for custom modeling
- DW Foundation for dynamic tiering
- SAP Landscape Transformation Replication Server

May be used with an unlimited number of data sources

Upgradable to SAP HANA Platform edition or SAP HANA Enterprise edition

SAP HANA, Edge edition, advanced version



SAP HANA, Edge edition, advanced version

Restrictions

Cannot be used to operate SAP applications (ex. SAP Business Suite on HANA)

SAP application data can only be extracted into HANA

SAP HANA data warehousing foundation is limited to SAP lifecycle manager solely for use with SAP HANA dynamic tiering

Runtime use of SAP Data Services, SAP Smart Data Integration, and SAP Landscape Transformation Replication Server is limited to extracting data from data sources into SAP HANA, Edge edition, advanced version

Additional SAP HANA options (e.g., SAP HANA Information Management option) and engines (e.g., SAP HANA spatial engine) may not be purchased

Additional EIM solutions may not be purchased

Combining HANA Edge with Predictive Analytics Edge

Complete and Powerful Analytics Solution

Gain competitive advantage

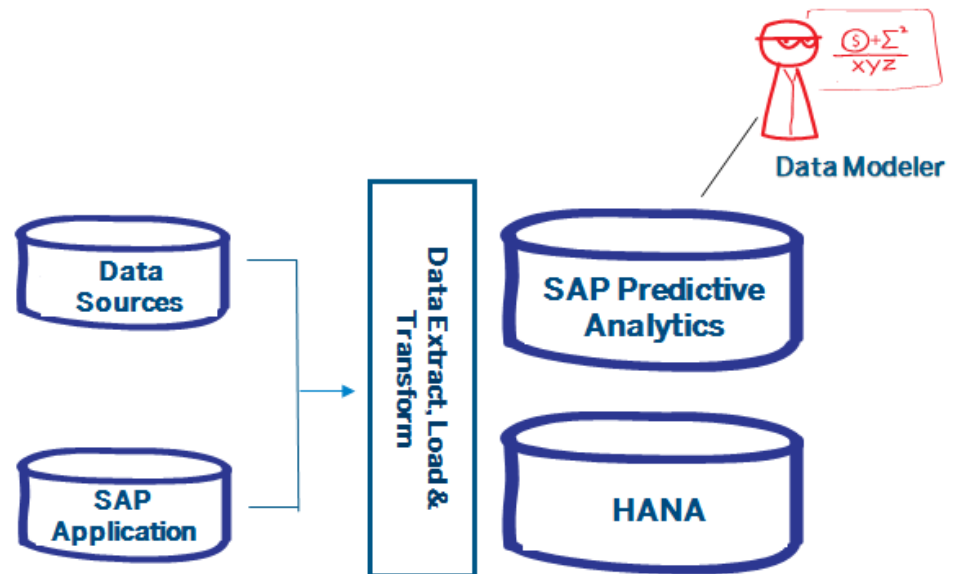
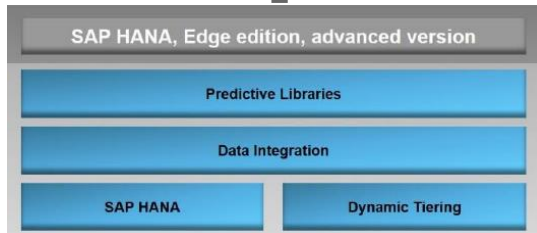
Innovate and transform business

Run business with more predictability

Anticipate behavior; proactively take action

Full power and value of SAP HANA and Predictive Analytics for the midmarket

Predictive Analytics Suite, Edge edition



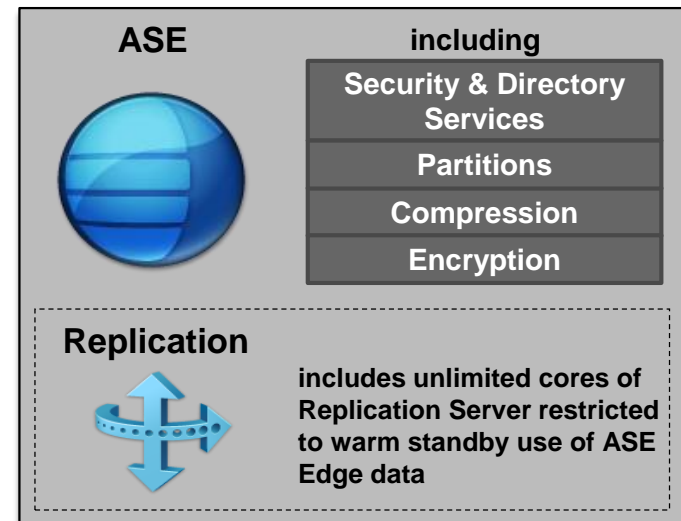
SAP ASE, Edge edition

Provides businesses with enterprise-grade features for enhanced performance, advanced security, and data availability in the event of hardware failure

Can run on physical or virtual machines with up to 4 cores, giving businesses the ability to leverage the benefits of virtualization on today's more powerful, multi-core platforms.

Every license includes:

- Security and Directory Services for SSL, LDAP authentication, row-level security
- Encryption of sensitive information
- Intelligent Partitioning of data based on its content
- Compression for lower storage costs and improved I/O performance
- Warm standby replication for data loss protection and accessibility



No additional options available

SAP IQ, Edge edition

SAP IQ Edge edition is a midmarket version of SAP IQ, a column-based architecture, powerful enough to handle extreme volumes in an efficient and cost-effective manner

Supports up to 8 cores and 1 Terabyte database, no additional options



Speed & Flexibility

- Up to 1,000x faster than traditional DBMS
- Handles volumes of ad hoc queries in real time
- Simple and complex analytics on structured and unstructured data

Lower TCO

- Compression reduces data volume by up to 70%
- Less storage and maintenance required
- Easy to learn and use – requires minimal training

Mature & Proven

- 2x as many customers as the next leading provider
- 96%+ customer satisfaction rates
- Consistently ranked as EDW market leader by leading analysts*

SQL Anywhere

Enterprise-caliber features and high performance right out of the box, with robust synchronization for always-on applications



Mobile & Remote Applications

Manage enterprise data in remote and mobile locations



Smart Systems

Self-managing for near- zero maintenance environments



Point of Business

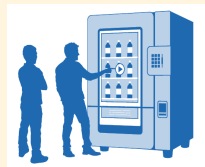

Enterprise-caliber database on low-cost platforms

SAP SQL Anywhere workgroup, Edge edition

SAP SQL Anywhere workgroup, Edge edition (user and core options)

SAP SQL Anywhere, Database and Sync Client (device)

User centric



Device centric

Usage Scenarios:

User licenses as all inclusive packages with remote access rights for licensed users

Use Core licenses with Database and Sync client for remote access (sold on per Device basis)

Edge Limitations:

Eight core maximum, single server
High availability, read-only scale out, in-memory runtime, and productive use of SQL Anywhere Monitor require full version



SQL Anywhere, Advanced Edition

Agenda

Edge Solution Overview

Business Intelligence

Predictive Analytics

Enterprise Performance Management

Database

Enterprise Information Management

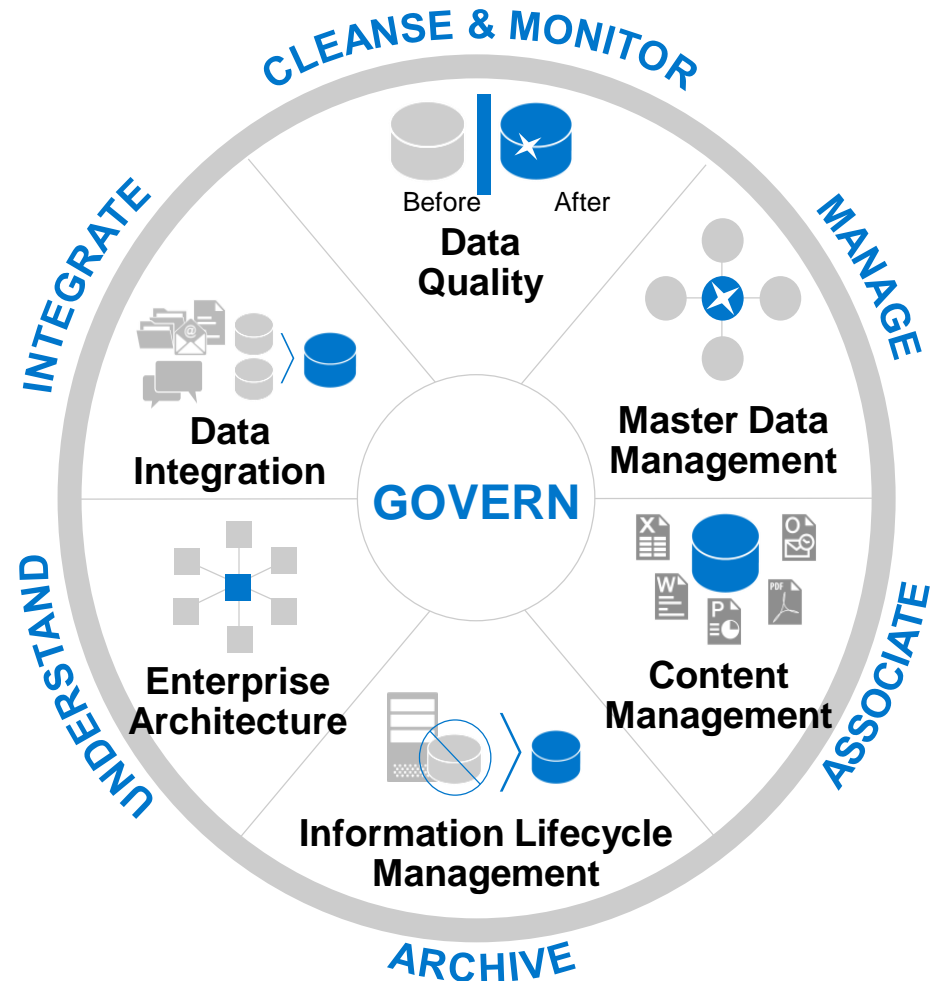
Middleware

Q&A

Enterprise Information Management

SAP Data Services

- Easily integrate data from anywhere
- Understand unstructured text content and improve data quality in the process without any tedious programming
- Work with SAP and non-SAP environments
- Scale to handle all volumes of data



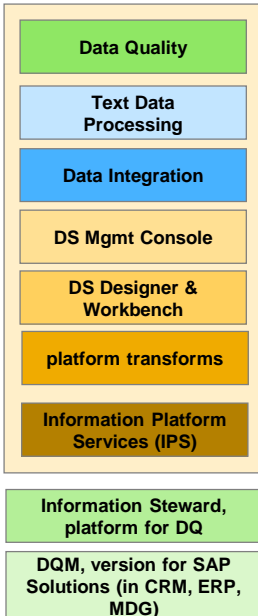
EIM Edge Options

Edge Data Services Now Includes Full Use Information Steward

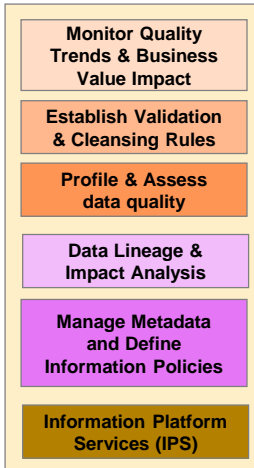
UPDATE

SAP Data Services, Edge edition

SAP Data Services

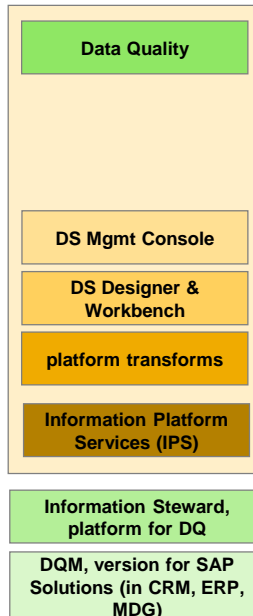


SAP Information Steward

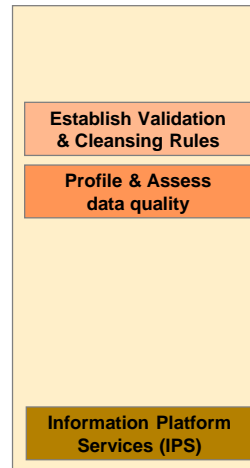


SAP Data Quality Management, Edge edition

SAP Data Quality Management



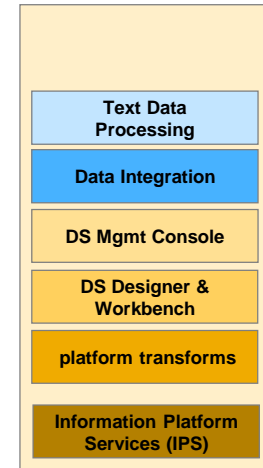
SAP Information Steward*



*Cleansing Package Builder and the Basic and Advanced Profiling capabilities only

SAP Data Integrator, Edge edition

SAP Data Integrator



Edge versions are limited to a maximum of 8 cores, single server deployment



SAP MDG and OpenHub, Edge Editions

MDG Domain License Options

- SAP Master Data Governance, Financials
- SAP Master Data Governance, Supplier
- SAP Master Data Governance, Customers
- SAP Master Data Governance, Product
- SAP Master Data Governance, Consumers
- SAP Master Data Governance, Custom



SAP MDG, Edge edition

Govern up to 200,000 master data objects in any combinations of the following domains: Financials, Supplier, Customers, Product, or Consumers.

SAP OpenHub

- Distribute data from SAP NetWeaver Business Warehouse (BW) into an external data mart, analytical application, or several other applications



SAP OpenHub, Edge edition

Data may be exported out of the licensed SAP NetWeaver BW into no more than two non-SAP software applications

SAP PowerDesigner

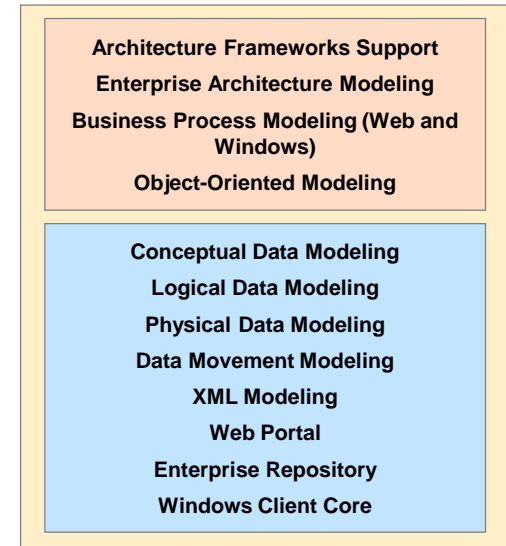
SAP Power Designer, EnterpriseArchitect

Supports, facilitates and enables the process of translating business vision and strategy into enterprise change

Automatically captures the intersections between all architectural viewpoints and stakeholder perspectives

Allows users from all groups to visualize and implement fast, reliable and predictable change

Provides a pictorial representation of the complexity of the environment to streamline communication

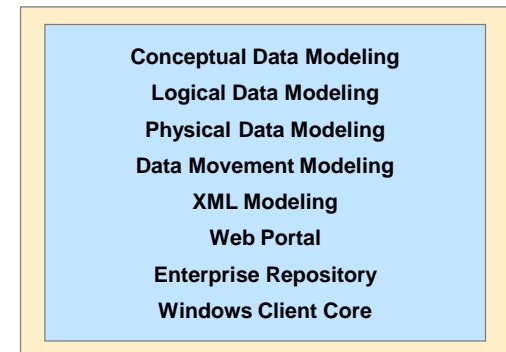


SAP PowerDesigner, DataArchitect, Edge edition

Establishes a 360° view of key information assets

Provides enterprise-wide impact analysis throughout an enterprise information landscape

Geared towards information and data architects that need to solve information or data problems



Agenda

Edge Solution Overview

Business Intelligence

Predictive Analytics

Enterprise Performance Management

Database

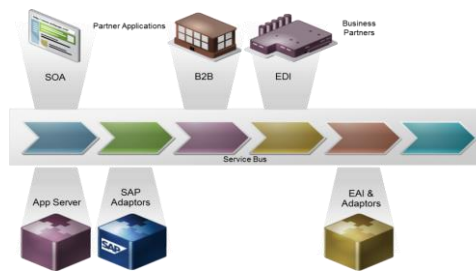
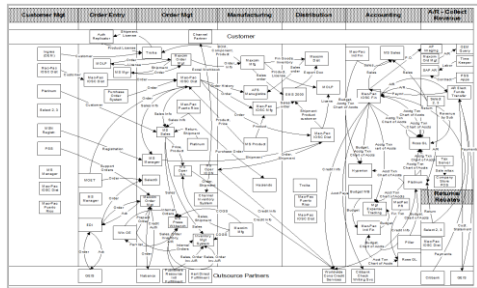
Enterprise Information Management

Middleware

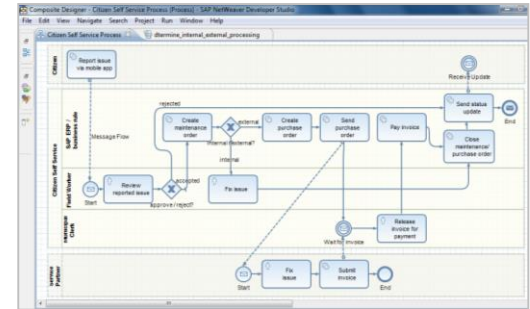
Q&A

SAP Process Orchestration

Improve integration
between systems



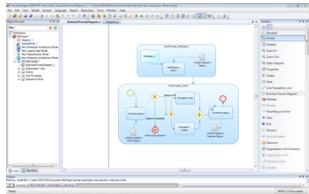
Create efficient and
flexible processes



Improve collaboration
between Business and IT

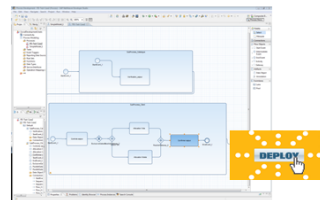


Business-friendly
process modeling
perspective



SAP PowerDesigner

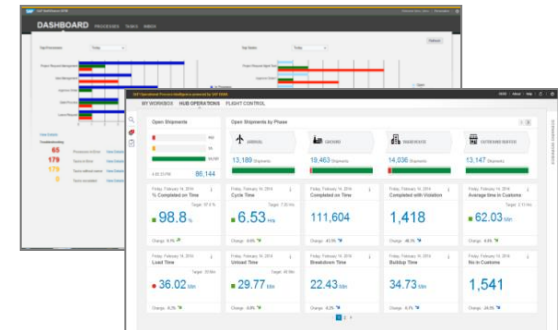
Developer-friendly
implementation
perspective



SAP Process Orchestration



Gain full process
visibility



SAP Process Orchestration, Edge editions

Component	PO	PO, Edge edition premier option	PO, Edge edition standard option
Process Integration	✓	✓	✓
Business Process Management	✓	✓	✓
Business Rules Management	✓	✓	✓
PI & Secure Connectivity add-ons	✓	✓	✓
B2B add-on	✓	✓	✗
Gateway hub component	✓	✓	✓
Cloud integration content	✓	✓	✗
Data Integrator	✗	✓	✗
PowerDesigner, EnterpriseArch.	✗	1 CSBL	1 CSBL
Identity Management	✗	50 Users	✗
Single Sign-On	✗	50 Users	✗
Restrictions	Min 2 cores	Max 8 cores	Max 8 cores

Agenda

Edge Solution Overview

Business Intelligence

Predictive Analytics

Enterprise Performance Management

Database

Enterprise Information Management

Middleware

Q&A

Questions

Contact your local SAP Partner Account Manager





Thank you